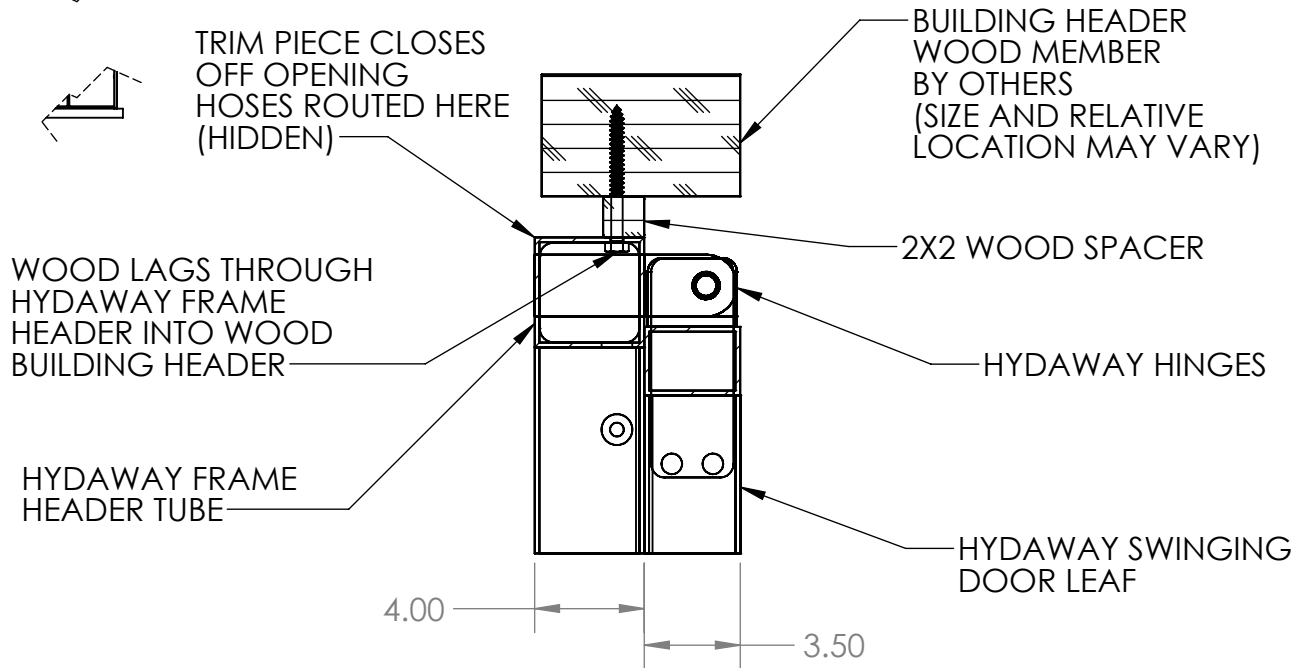
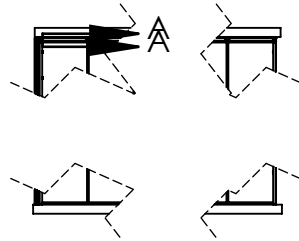


Monday, May 23, 2022 3:12:04 PM

# SMALL FRAME HYDAWAY WALL HEAD DETAIL (SOLID WOOD BUILDING HEAD MEMBER)



SECTION A-A  
SCALE 1 : 7

**PROPRIETARY AND CONFIDENTIAL**

THE INFORMATION CONTAINED IN THIS DRAWING IS THE SOLE PROPERTY OF HYDAWAY HYDRAULIC WALLS. ANY REPRODUCTION IN PART OR AS A WHOLE WITHOUT THE WRITTEN PERMISSION OF HYDAWAY HYDRAULIC WALLS IS PROHIBITED.



		UNLESS OTHERWISE SPECIFIED:		NAME	DATE
		DIMENSIONS ARE IN INCHES TOLERANCES: FRACTIONAL ± ANGULAR: MACH ± BEND ± TWO PLACE DECIMAL ± THREE PLACE DECIMAL ±	DRAWN		
		INTERPRET GEOMETRIC TOLERANCING PER: ASME Y14. 5-2009	CHECKED		
		MATERIAL	ENG APPR.		
		FINISH	MFG APPR.		
			Q.A.		
			COMMENTS:		
NEXT ASSY	USED ON				
APPLICATION		DO NOT SCALE DRAWING			

Part Number	N/A	
TITLE:	Wood Jamb with Solid Wood Header	
SIZE	Door Type(s)	REV
<b>A</b>	Small Frame HydAway Wall	<b>A</b>
SCALE: 1:25	WEIGHT:	SHEET 1 OF 3

B

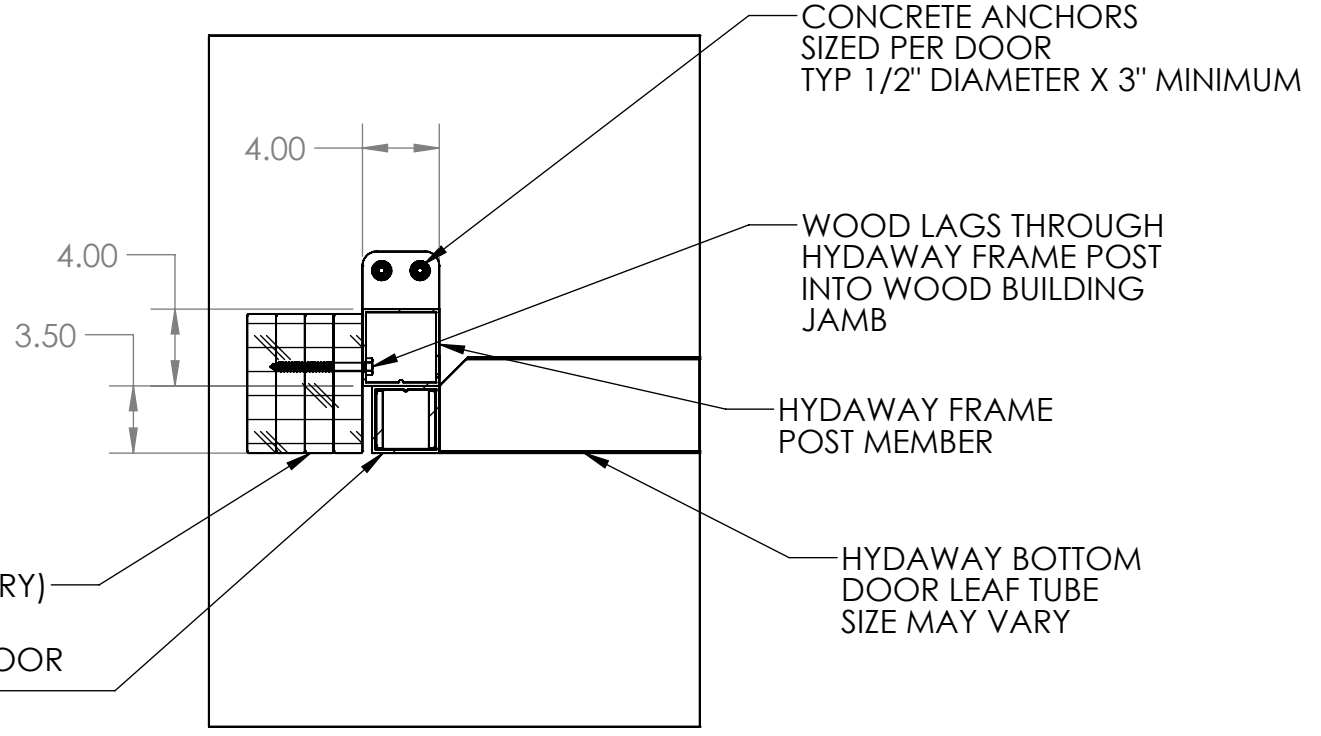
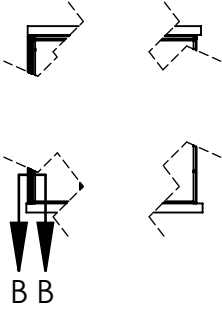
B

A

A

Monday, May 23, 2022 3:12:04 PM

# SMALL FRAME HYDAWAY WALL JAMB DETAIL (WOOD BUILDING JAMB MEMBER)



BUILDING JAMB  
WOOD MEMBER(S)  
BY OTHERS  
(SIZE AND RELATIVE  
LOCATION MAY VARY)

HYDAWAY DOOR  
LEG MEMBER

CONCRETE ANCHORS  
SIZED PER DOOR  
TYP 1/2" DIAMETER X 3" MINIMUM

WOOD LAGS THROUGH  
HYDAWAY FRAME POST  
INTO WOOD BUILDING  
JAMB

HYDAWAY FRAME  
POST MEMBER

HYDAWAY BOTTOM  
DOOR LEAF TUBE  
SIZE MAY VARY

SECTION B-B  
SCALE 1 : 10

**PROPRIETARY AND CONFIDENTIAL**

THE INFORMATION CONTAINED IN THIS DRAWING IS THE SOLE PROPERTY OF HYDAWAY HYDRAULIC WALLS. ANY REPRODUCTION IN PART OR AS A WHOLE WITHOUT THE WRITTEN PERMISSION OF HYDAWAY HYDRAULIC WALLS IS PROHIBITED.



		UNLESS OTHERWISE SPECIFIED:		NAME	DATE
		DIMENSIONS ARE IN INCHES	DRAWN		
		TOLERANCES:	CHECKED		
		FRACTIONAL ±	ENG APPR.		
		ANGULAR: MACH ± BEND ±	MFG APPR.		
		TWO PLACE DECIMAL ±	Q.A.		
		THREE PLACE DECIMAL ±	COMMENTS:		
		INTERPRET GEOMETRIC TOLERANCING PER: ASME Y14. 5-2009			
		MATERIAL			
		FINISH			
NEXT ASSY	USED ON				
APPLICATION		DO NOT SCALE DRAWING			

Part Number	N/A	
TITLE:	Wood Jamb with Solid Wood Header	
SIZE	Door Type(s)	REV
<b>A</b>	Small Frame HydAway Wall	<b>A</b>
SCALE: 1:25	WEIGHT:	SHEET 2 OF 3

B

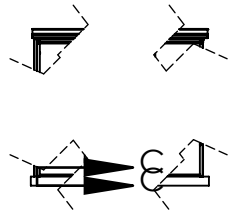
B

A

A

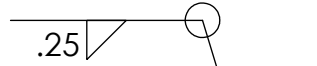
Monday, May 23, 2022 3:12:04 PM

# SMALL FRAME HYDAWAY WALL SILL DETAIL



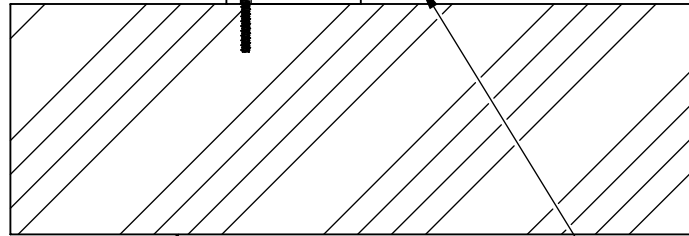
MINIMUM 1/4" THICK  
HYDAWAY FOOT PLATE  
1 PER HYDAWAY FRAME POST

CONCRETE ANCHOR  
TYP 1/2" X 3" MINIMUM  
SIZE MAY BE INCREASED  
AS NEEDED



HYDAWAY FRAME POST

HYDAWAY BOTTOM DOOR LEAF TUBE  
VARIES IN SIZE, CONFIGURATION,  
AND LOCATION



CONCRETE/REBAR FOUNDATION  
TO BE SPECIFIED AND  
COMPLETED BY OTHERS

SECTION C-C  
SCALE 1 : 10

HYDAWAY DOOR SEAL TO BE  
INSTALLED TO FILL GAP (NOT SHOWN)

### PROPRIETARY AND CONFIDENTIAL

THE INFORMATION CONTAINED IN THIS DRAWING IS THE SOLE PROPERTY OF HYDAWAY HYDRAULIC WALLS. ANY REPRODUCTION IN PART OR AS A WHOLE WITHOUT THE WRITTEN PERMISSION OF HYDAWAY HYDRAULIC WALLS IS PROHIBITED.



		UNLESS OTHERWISE SPECIFIED:		NAME	DATE
		DIMENSIONS ARE IN INCHES	DRAWN		
		TOLERANCES:	CHECKED		
		FRACTIONAL ±	ENG APPR.		
		ANGULAR: MACH ± BEND ±	MFG APPR.		
		TWO PLACE DECIMAL ±	Q.A.		
		THREE PLACE DECIMAL ±	COMMENTS:		
		INTERPRET GEOMETRIC TOLERANCING PER: ASME Y14. 5-2009			
		MATERIAL			
		FINISH			
NEXT ASSY	USED ON				
APPLICATION		DO NOT SCALE DRAWING			

Part Number	N/A	
TITLE:	Wood Jamb with Solid Wood Header	
SIZE	Door Type(s)	REV
<b>A</b>	Small Frame HydAway Wall	<b>A</b>
SCALE: 1:25	WEIGHT:	SHEET 3 OF 3

B

B

A

A