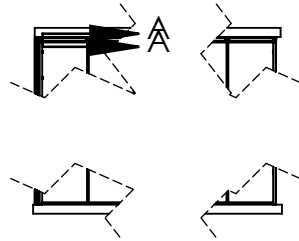


Monday, May 23, 2022 3:12:04 PM

SMALL FRAME HYDAWAY WALL HEAD DETAIL (SOLID WOOD BUILDING HEAD MEMBER)



TRIM PIECE CLOSES OFF OPENING HOSES ROUTED HERE (HIDDEN)

BUILDING HEADER WOOD MEMBER BY OTHERS (SIZE AND RELATIVE LOCATION MAY VARY)

2X2 WOOD SPACER

WOOD LAGS THROUGH HYDAWAY FRAME HEADER INTO WOOD BUILDING HEADER

HYDAWAY HINGES

HYDAWAY FRAME HEADER TUBE

HYDAWAY SWINGING DOOR LEAF

4.00 3.50

SECTION A-A
SCALE 1 : 7

PROPRIETARY AND CONFIDENTIAL

THE INFORMATION CONTAINED IN THIS DRAWING IS THE SOLE PROPERTY OF HYDAWAY HYDRAULIC WALLS. ANY REPRODUCTION IN PART OR AS A WHOLE WITHOUT THE WRITTEN PERMISSION OF HYDAWAY HYDRAULIC WALLS IS PROHIBITED.

UNLESS OTHERWISE SPECIFIED:

DIMENSIONS ARE IN INCHES
TOLERANCES:
FRACTIONAL ±
ANGULAR: MACH ± BEND ±
TWO PLACE DECIMAL ±
THREE PLACE DECIMAL ±

INTERPRET GEOMETRIC TOLERANCING PER: ASME Y14. 5-2009

MATERIAL

FINISH

NAME DATE

Part Number N/A

DRAWN

CHECKED

ENG APPR.

MFG APPR.

Q.A.

COMMENTS:

TITLE:
Wood Jamb with Solid Wood Header

SIZE	Door Type(s)	REV
A	Small Frame HydAway Wall	A

SCALE: 1:25 & WEIGHT: SHEET 1 OF 3



NEXT ASSY

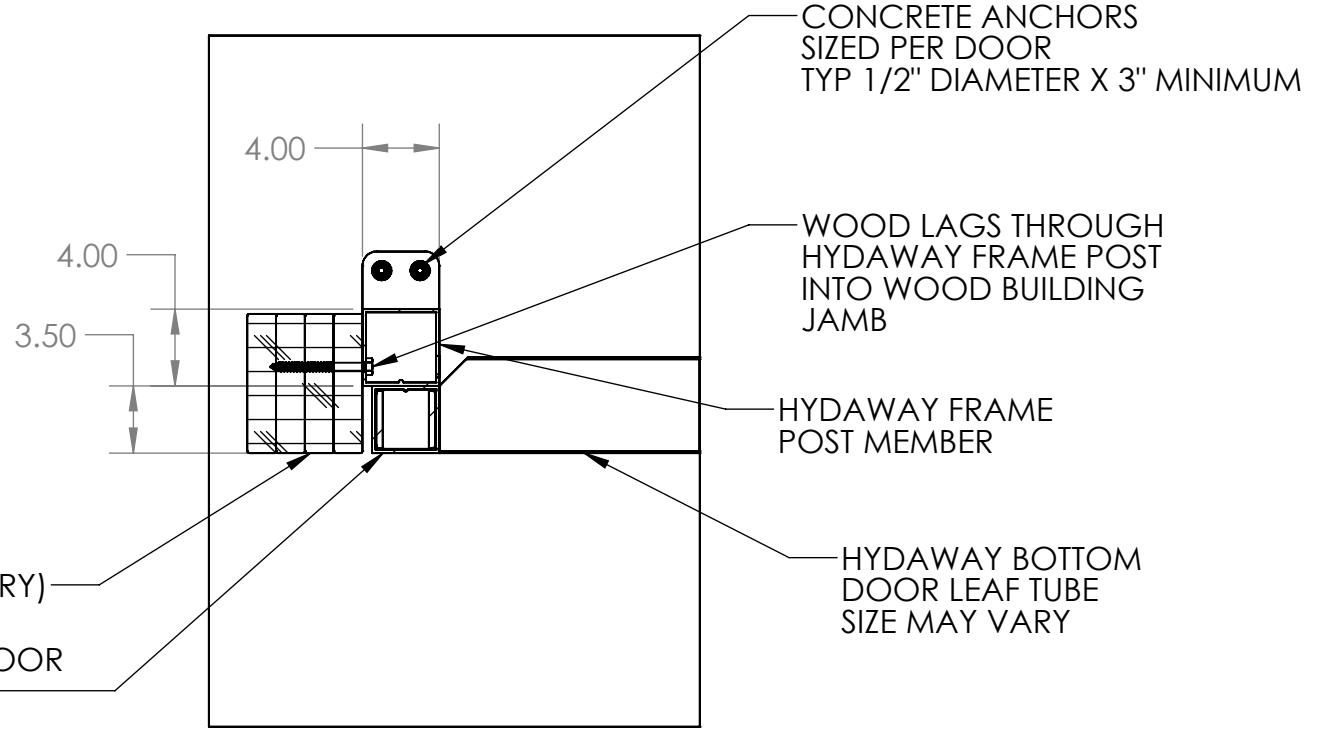
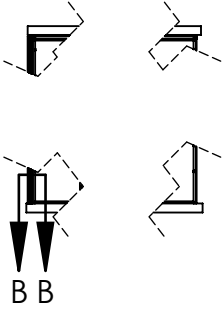
USED ON

APPLICATION

DO NOT SCALE DRAWING

Monday, May 23, 2022 3:12:04 PM

SMALL FRAME HYDAWAY WALL JAMB DETAIL (WOOD BUILDING JAMB MEMBER)



BUILDING JAMB
WOOD MEMBER(S)
BY OTHERS
(SIZE AND RELATIVE
LOCATION MAY VARY)

HYDAWAY DOOR
LEG MEMBER

CONCRETE ANCHORS
SIZED PER DOOR
TYP 1/2" DIAMETER X 3" MINIMUM

WOOD LAGS THROUGH
HYDAWAY FRAME POST
INTO WOOD BUILDING
JAMB

HYDAWAY FRAME
POST MEMBER

HYDAWAY BOTTOM
DOOR LEAF TUBE
SIZE MAY VARY

SECTION B-B
SCALE 1 : 10

PROPRIETARY AND CONFIDENTIAL

THE INFORMATION CONTAINED IN THIS DRAWING IS THE SOLE PROPERTY OF HYDAWAY HYDRAULIC WALLS. ANY REPRODUCTION IN PART OR AS A WHOLE WITHOUT THE WRITTEN PERMISSION OF HYDAWAY HYDRAULIC WALLS IS PROHIBITED.



		UNLESS OTHERWISE SPECIFIED:		NAME	DATE
		DIMENSIONS ARE IN INCHES	DRAWN		
		TOLERANCES:	CHECKED		
		FRACTIONAL ±	ENG APPR.		
		ANGULAR: MACH ± BEND ±	MFG APPR.		
		TWO PLACE DECIMAL ±	Q.A.		
		THREE PLACE DECIMAL ±	COMMENTS:		
		INTERPRET GEOMETRIC TOLERANCING PER: ASME Y14. 5-2009			
		MATERIAL			
		FINISH			
NEXT ASSY	USED ON				
APPLICATION		DO NOT SCALE DRAWING			

Part Number	N/A	
TITLE:	Wood Jamb with Solid Wood Header	
SIZE	Door Type(s)	REV
A	Small Frame HydAway Wall	A
SCALE: 1:25	WEIGHT:	SHEET 2 OF 3

B

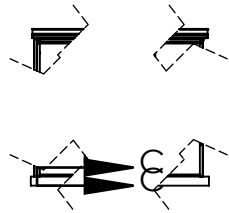
B

A

A

Monday, May 23, 2022 3:12:04 PM

SMALL FRAME HYDAWAY WALL SILL DETAIL



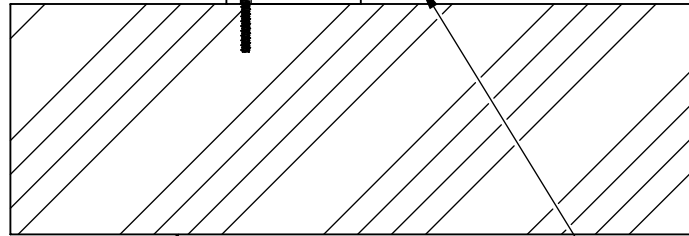
.25

HYDAWAY FRAME POST

CONCRETE ANCHOR
TYP 1/2" X 3" MINIMUM
SIZE MAY BE INCREASED
AS NEEDED

HYDAWAY BOTTOM DOOR LEAF TUBE
VARIES IN SIZE, CONFIGURATION,
AND LOCATION

MINIMUM 1/4" THICK
HYDAWAY FOOT PLATE
1 PER HYDAWAY FRAME POST



CONCRETE/REBAR FOUNDATION
TO BE SPECIFIED AND
COMPLETED BY OTHERS

SECTION C-C
SCALE 1 : 10

HYDAWAY DOOR SEAL TO BE
INSTALLED TO FILL GAP (NOT SHOWN)

PROPRIETARY AND CONFIDENTIAL

THE INFORMATION CONTAINED IN THIS DRAWING IS THE SOLE PROPERTY OF HYDAWAY HYDRAULIC WALLS. ANY REPRODUCTION IN PART OR AS A WHOLE WITHOUT THE WRITTEN PERMISSION OF HYDAWAY HYDRAULIC WALLS IS PROHIBITED.



		UNLESS OTHERWISE SPECIFIED:		NAME	DATE
		DIMENSIONS ARE IN INCHES	DRAWN		
		TOLERANCES:	CHECKED		
		FRACTIONAL ±	ENG APPR.		
		ANGULAR: MACH ± BEND ±	MFG APPR.		
		TWO PLACE DECIMAL ±	Q.A.		
		THREE PLACE DECIMAL ±	COMMENTS:		
		INTERPRET GEOMETRIC TOLERANCING PER: ASME Y14. 5-2009			
		MATERIAL			
		FINISH			
NEXT ASSY	USED ON				
APPLICATION		DO NOT SCALE DRAWING			

Part Number	N/A	
TITLE:	Wood Jamb with Solid Wood Header	
SIZE	Door Type(s)	REV
A	Small Frame HydAway Wall	A
SCALE: 1:25	WEIGHT:	SHEET 3 OF 3

B

B

A

A